



19/1/2021

T: Can I sort items?



Look at the shape, how would you describe it?



- What words could you use?
- Think about it's shape.
- Think about it's colour.
- Think about it's edges.
- Think about it's corners.

# What did you come up with?



- Four sides
- Blue
- All sides are equal
- More than three sides
- Fewer than five sides.

Have a think of how you  
would describe the shapes  
on the next slides...

# Triangle

- What words could you use?
- Think about it's shape.
- Think about it's colour.
- Think about it's edges.
- Think about it's corners.



# Rectangle




- What words could you use?
- Think about it's shape.
- Think about it's colour.
- Think about it's edges.
- Think about it's corners.

# Circle

- What words could you use?
- Think about it's shape.
- Think about it's colour.
- Think about it's edges.
- Think about it's corners.



Have a think...




What 2 groups could we sort these into?



It doesn't have to be the same number  
in each pile.

Sorting objects into two groups



Task:

Using the worksheets, sort the shapes into two different groups.

## Challenge:

I have set you a 2do on purple mash which involves sorting shapes into groups!